


The Reads

Double Block


Outside Left (move to clearly see the ball to the left of the block)



attack from left




attack from middle




attack from right


Seam (move to clearly see the ball between the blockers)



attack from left




attack from middle




attack from right


Outside Right (move to clearly see the ball to the right of the block)



attack from left



attack from middle



attack from right


Single Block

Left side read is **out-to-in**


Right side read is **out-to-in**

Out-to-In means you start the furthest to your side of the court you think that hitter can attack and move in and forward to play the ball. If the furthest out the hitter can attack is off the court, you should move forward or toward the net


Middle read is **wide side of the block**. Wide side can be either right or left. If the blocker's centerline is to the right of the ball the wide side is to the left. If the blocker's centerline is to the left of the ball the wide side is to the right



Wide side left



Wide side right




Wide side right

Wide side applies to all set locations, right, left, or middle whenever facing a single block


Make your read EVERY TIME THEY TOUCH THE BALL.. Assume it will come to you.

This includes the passer.


All three reads: Out-to-in left, Out-to-in right, and direction.



passing to the left

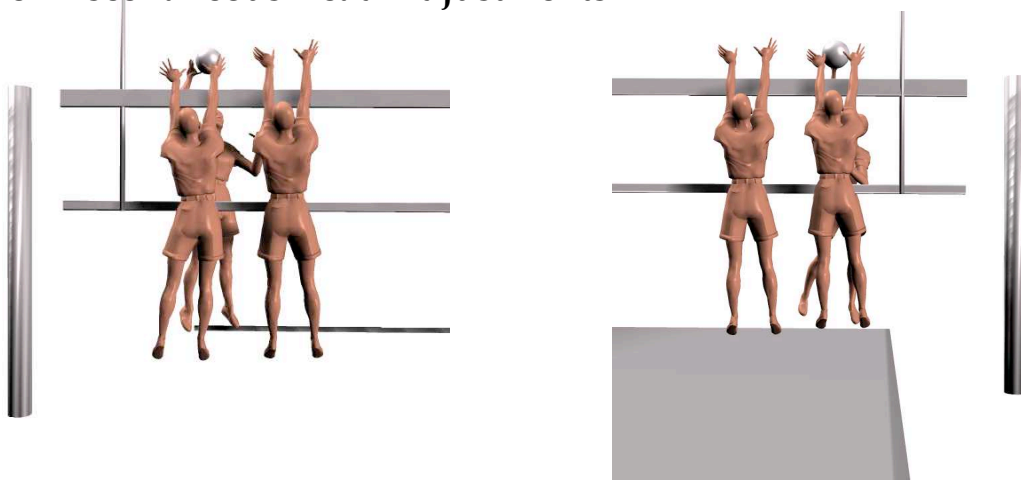


passing to the setter



passing to the right

Some Miscellaneous Read Adjustments




Outside Left and outside right-if the block takes the ball away from you and you cannot get outside the block without going off the court release into tip coverage.

Set that goes OUTSIDE THE OUTSIDE BLOCKER-there will be no clear seam and the angle outside the block will be wide




If you are on the **right or left side (the line digger)** of the court in these situations **read out-to-in**.

If you are in the **middle** of the court **read wide side** as shown here.




wide side of the outside blocker, left and right attacks


Split Block against a 31 (short shoot)



Left back-inside the blocker
that doesn't close - (out-to-in)



Right back - inside the blocker
that doesn't close-(out-to-in)



Middle back - direction of the hitter

SUMMARY

Left back - Read **Out-to-In** against no block, single block or double block. Do not be behind the block at contact unless you are absolutely sure the hitter is not attacking in your direction. Even then it's not that good an idea.

Right back - Read **Out-to-In** against no block, single block or double block. Do not be behind the block at contact unless you are absolutely sure the hitter is not attacking in your direction. Even then it's not that good an idea.

Middle Back - Read **direction of the hitter** against **no block**.
Read **wide side** against a **single block**.
Read **seam** against a **double block**.

Remember these reads are free-flowing and dynamic. Working your way into the read means attention and movement. And your final read at the point of contact is where you start. Now go play the ball.